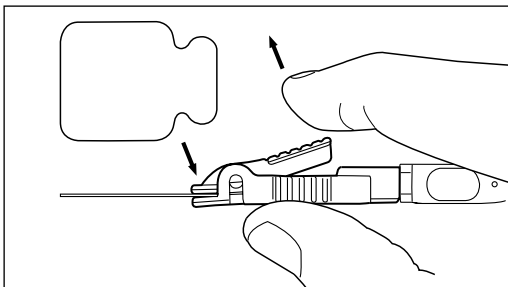
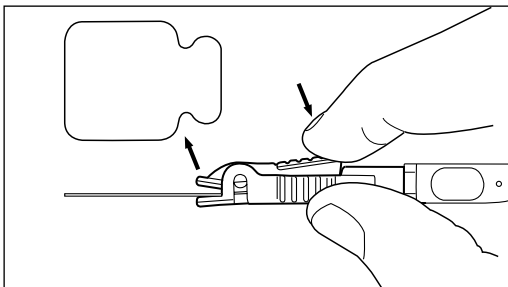
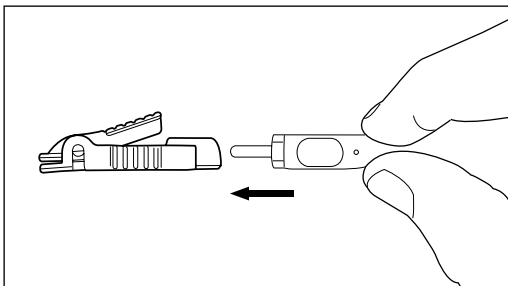


INSTRUCTION FOR USE

Ambu® Snap Clip
Clip Connector for ECG tab electrodes

Abridged version ENG only

Ambu



Instructions for use

The Ambu Snap Clip is designed to provide a secure connection from the ECG electrode to the cable. The Ambu Snap Clip can be connected to a cable with a 3 mm fitting.

Instructions for use

1. Before each use carefully inspect the Ambu Snap Clip. Do not use broken or damaged clips.
2. Ensure good contact of snap connection prior to use.
3. The Ambu Snap Clip must only be used with devices in compliance with IEC 60601-1 and by healthcare professionals.
4. Maximum use 50 times.

Cleaning instructions

- To clean the Ambu Snap Clip use warm, soapy water and a soft bristle brush.
- Rinse with demineralised water.
- Ensure that the Ambu Snap Clip is dried thoroughly before using.
- Do not use ultrasound cleaning, as this will damage the connections.
- Do not autoclave the Ambu Snap Clip as this will damage the device.
- Do not clean the Ambu Snap Clip with solvents.

Standards applied

The Ambu Snap Clip for ECG tab electrodes function conforms with:



- IEC 60601-1 Medical electrical equipment – Part 1: General requirements for basic safety and essential performance.

Cautions

US: Rx only

General Notes

If, during the use of this device or as a result of its use, a serious incident has occurred, please report it to the manufacturer and to your national authority.

		
en	Electrical Safety Type BF Applied Part.	Single Patient Use.

		
en	Medical Device.	

Ambu



J. Krebs & Co. A/S

Industrivej 1-3
3320 Skævinge
Denmark

